



LEICHTmount G S/EW

Aerodynamic racking solutions for south- and east/west-oriented installations



No ramming and no heavy machinery needed

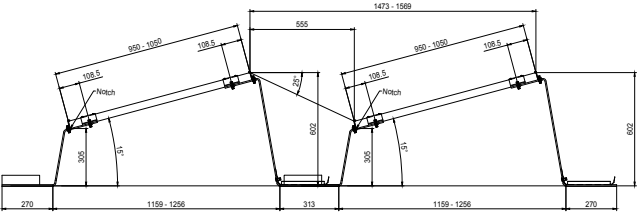
S:FLEX LEICHTmount G ground mount systems are available for south- or east/west-oriented installations. Both aerodynamic racking solutions can be installed on a wide range of surfaces without the need for ramming or other extensive foundation works. In addition to the ballasting, optional ground screws are available for anchoring.

The systems are designed with module tilts of 15° or 20° (version S) and 10° (version E/W) with an elevation of 30 cm off the ground from the lowest module point. With the fastest installation time in the industry and the ability to ship 1 MW per truckload, S:FLEX LEICHTmount G S/EW systems provide both material and labor cost savings.

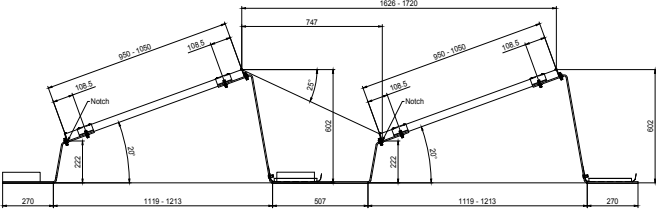
LEICHTmount G S/EW

Aerodynamic ground mount system

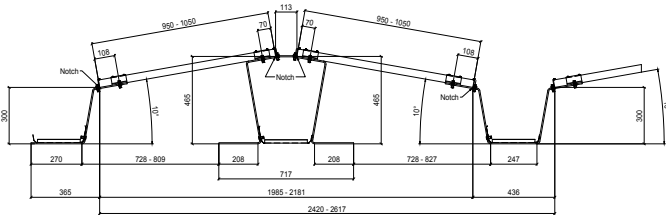
Technical Data



LEICHTmount G S with a module tilt of 15°



LEICHTmount G S with a module tilt of 20°



LEICHTmount G EW with a module tilt of 10°

LEICHTmount G S

Application	Ground mount
Module orientation	South
Module tilt	15° / 20°
Wind / Snow load	Up to 2.4 kN/m ²
Module size (LxW)	1552–2080 mm x 950–1050 mm
Max. ground slope	10° / up to 20° upon request
Max. array size	12 x 20 rows, 240 modules
Materials	Supporting materials made of aluminum EN AW 6060 T64, module clamps made of aluminium EN AW 6063 T66
Small parts	Stainless steel X5CrNi18-10 A2-70A
Guarantee	10 years on the durability of the materials

LEICHTmount G EW

Application	Ground mount
Module orientation	East–West
Module tilt	10°
Wind / Snow load	Up to 2.4 kN/m ²
Module size (LxW)	1552–2080 mm x 950–1050 mm
Max. ground slope	10° / up to 20° upon request
Max. array size	12 x 20 rows, 240 modules
Materials	Supporting materials made of aluminium EN AW 6060 T64, module clamps made of aluminium EN AW 6063 T66
Small parts	Stainless steel X5CrNi18-10 A2-70A
Guarantee	10 years on the durability of the materials